

Scaled data based on original data using  
LM-79-08 Approved Method: Electrical and Photometric Measurements of Solid-  
State Lighting Products

Test Report Prepared for  
Cooper Lighting Solutions  
(formerly Eaton)

Brand: McGRAW-EDISON

Report Number: P192009

Luminaire Tested: **GLEON-AF-01-LED-E1-SL4-7050-HSS**

Issue Date: 3/3/2020

**Test Information**

Test Method: LM-79-08  
Report Number: P192009  
TEST IS SCALED FROM IESNA LM-79-08 TEST DATA (P24301)  
Test Lab: INNOVATION CENTER P2  
Issue Date: 3/3/2020  
Manufacturer: COOPER LIGHTING SOLUTIONS (FORMERLY EATON)  
Product Line: MCGRAW-EDISON  
Catalog Number: GLEON-AF-01-LED-E1-SL4-7050-HSS  
Description: GALLEON AREA AND ROADWAY LUMINAIRE  
(1) 70 CRI, 5000K, 1050mA LIGHTSQUARE WITH 16 LEDS EACH AND TYPE IV SPILL  
LIGHT ELIMINATOR OPTICS WITH HOUSE SIDE SHIELD  
Light Source: -  
Ballast/Driver: ELECTRONIC DRIVER

**Summary**

Lumens per Lamp: N/A  
Luminaire Lumens: 5059 lumens  
Efficiency: N/A  
Efficacy: 85.7 lumens/watt  
Luminous Opening: Rectangular (W 0.5' x L: 0.5' x H: 0')  
IES Classification: Type IV - Short - Semi-Cutoff  
BUG Rating: B0 - U0 - G2

Input Watts (W): 59  
Input Voltage (V): NR  
Input Current (Ain): NR  
Voltage Rise (V): NR  
Power Factor: NR  
Total Harmonic Distortion (THDi): NR  
Frequency (hertz): 60  
Stabilization Time: NR  
Operation Time: NR  
Ambient Temperature (°C): NR  
Test Distance: 25 FT

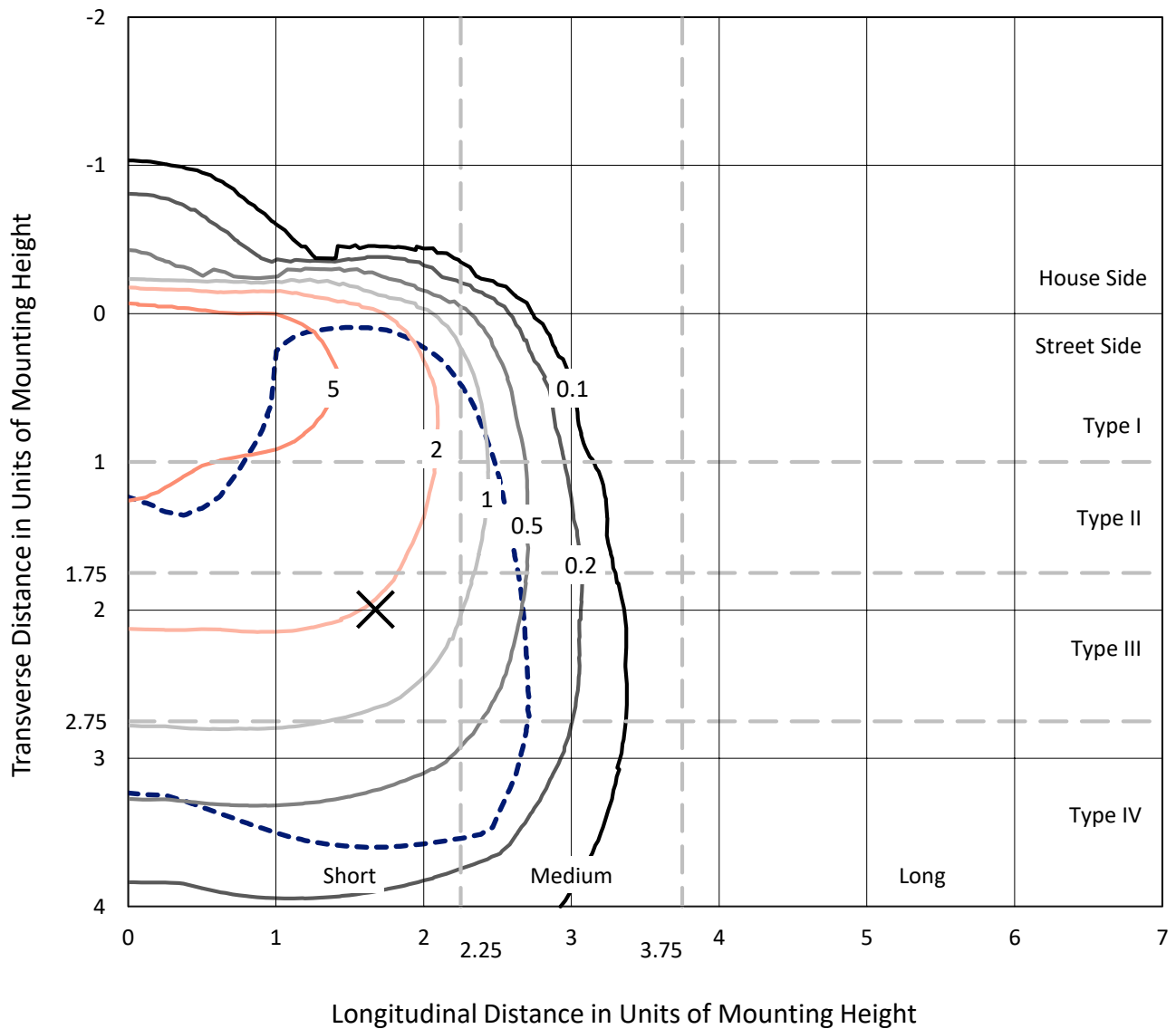


REPORT NUMBER: P192009

CATALOG NUMBER: GLEON-AF-01-LED-E1-SL4-7050-HSS

### Iso-Footcandle Lines of Horizontal Illumination

✕ Max cd  
 - - - 1/2 Max cd

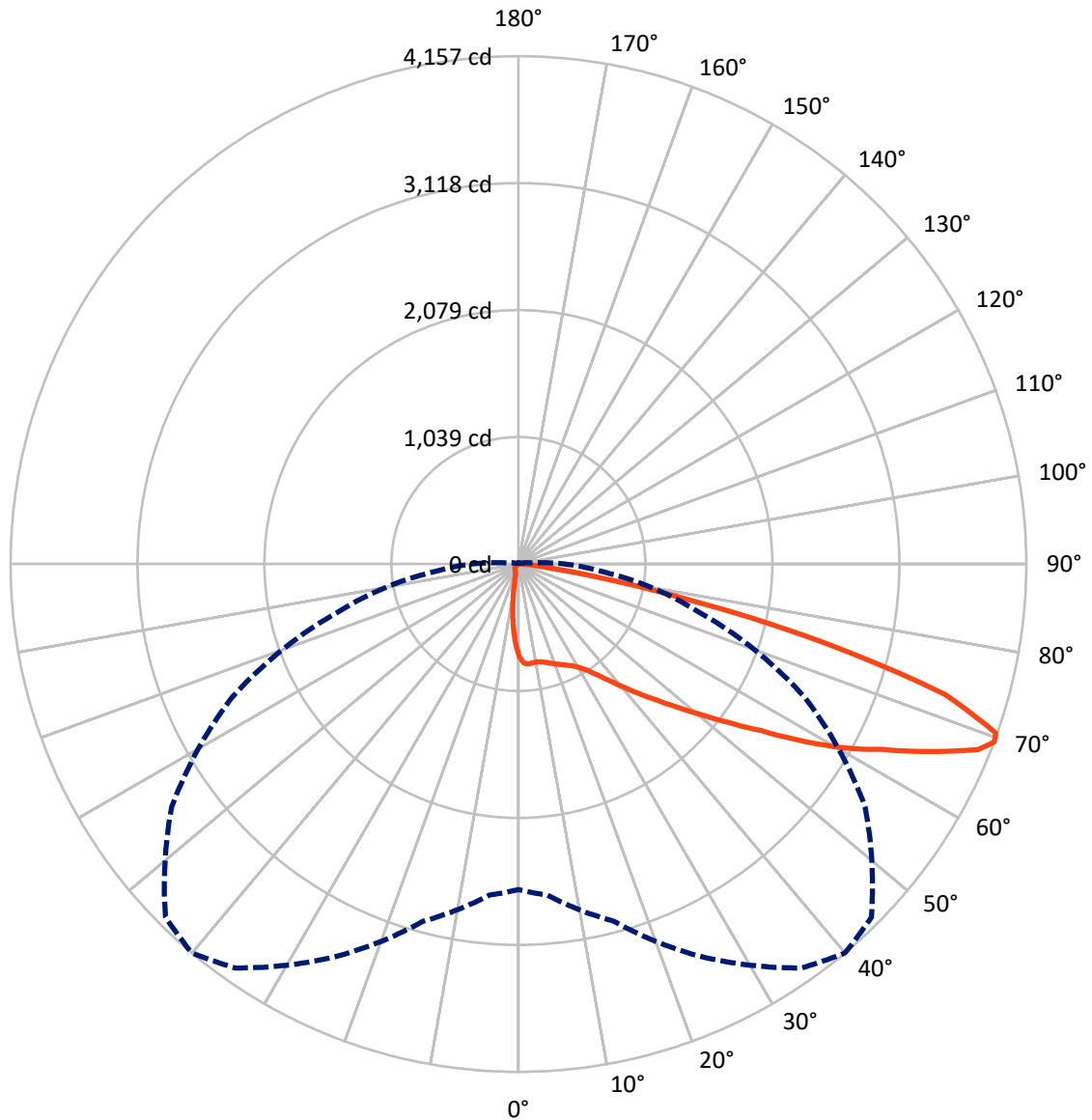


Based on 10 foot mounting height. Maximum calculated value = 8.3 fc  
 Type IV - Short - Semi-Cutoff

REPORT NUMBER: P192009

CATALOG NUMBER: GLEON-AF-01-LED-E1-SL4-7050-HSS

### Luminous Intensity Polar Plot



— Vertical Plane Through 40-Deg Lateral    - - - Horizontal Cone Through 69-Deg Vertical

REPORT NUMBER: P192009

CATALOG NUMBER: GLEON-AF-01-LED-E1-SL4-7050-HSS

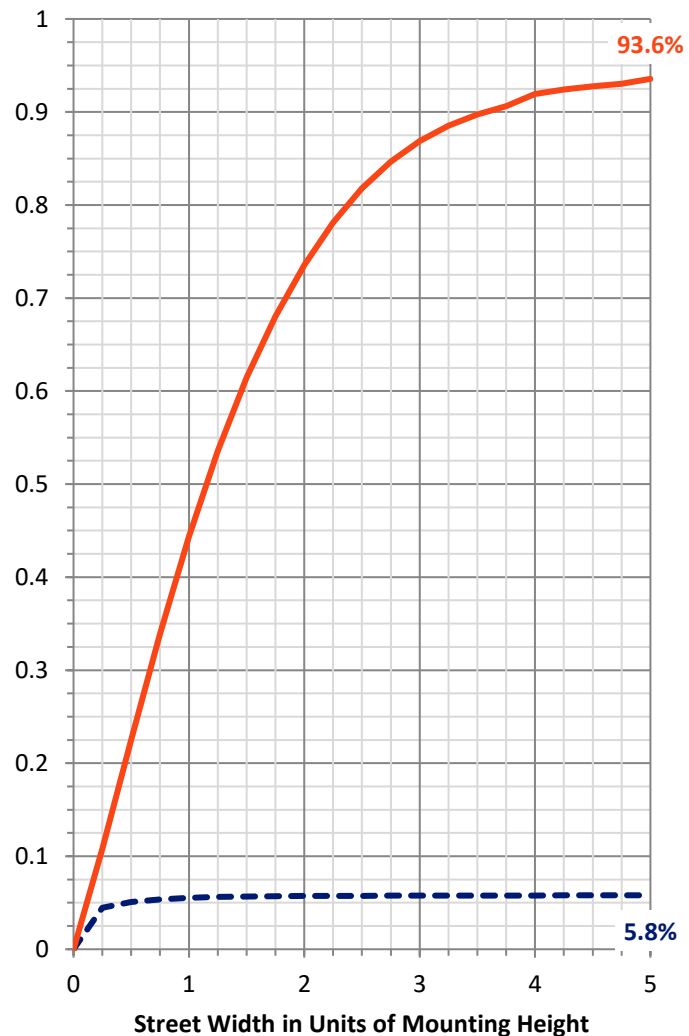
**FLUX DISTRIBUTION:**

		Downward	Upward	Total
<b>House Side</b>	Lumens	296.0	0.0	296.0
	% Fixture	5.9	0.0	5.9
<b>Street Side</b>	Lumens	4763.0	0.0	4763.0
	% Fixture	94.1	0.0	94.1
<b>Total</b>	Lumens	5059.0	0.0	5059.0
	% Fixture	100.0	0.0	100.0

**Coefficient of Utilization**

**ZONAL LUMENS:**

Zone	Lumens	% Fixture
0°-10°	61.3	1.2
10°-20°	150.7	3.0
20°-30°	253.8	5.0
30°-40°	415.6	8.2
40°-50°	719.5	14.2
50°-60°	1133.3	22.4
60°-70°	1480.0	29.3
70°-80°	762.3	15.1
80°-90°	82.4	1.6
90°-100°	0.0	0.0
100°-110°	0.0	0.0
110°-120°	0.0	0.0
120°-130°	0.0	0.0
130°-140°	0.0	0.0
140°-150°	0.0	0.0
150°-160°	0.0	0.0
160°-170°	0.0	0.0
170°-180°	0.0	0.0
0°-90°	5059.0	100.0
0°-180°	5059.0	100.0



REPORT NUMBER: P192009

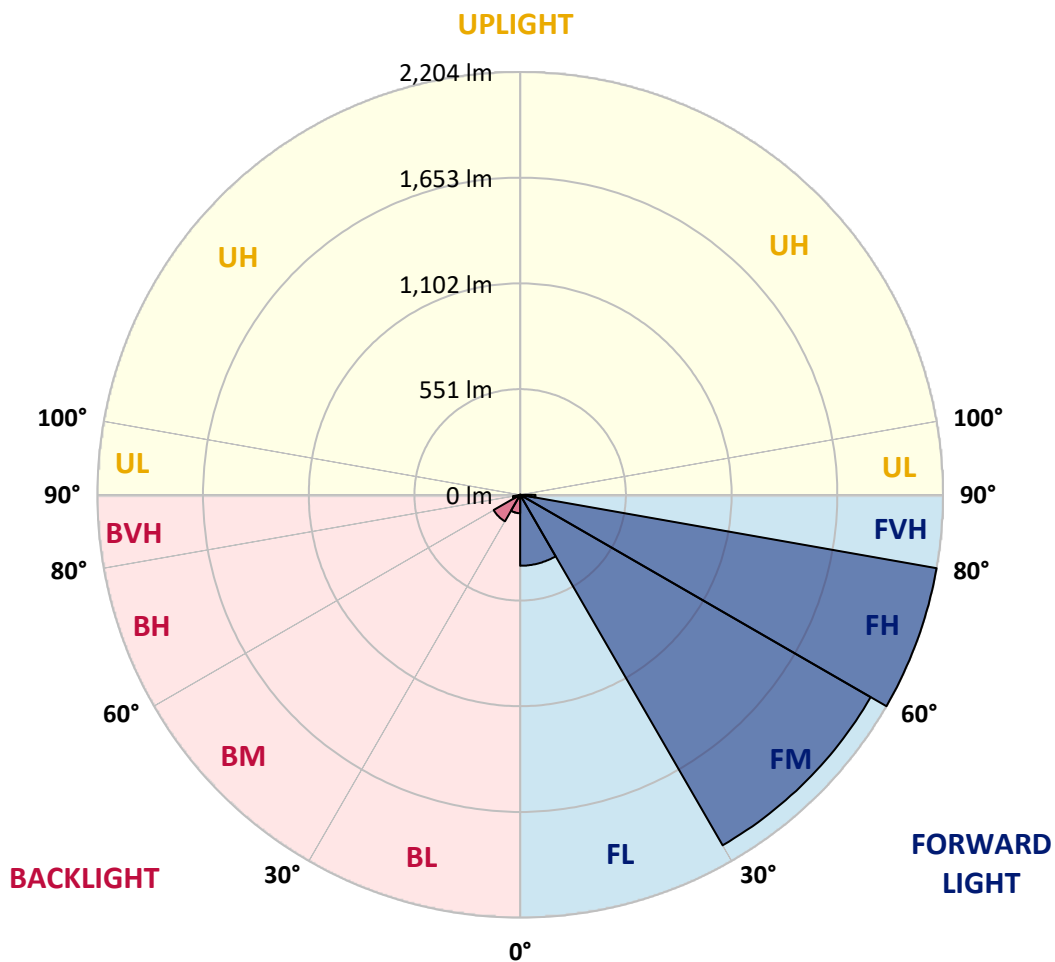
CATALOG NUMBER: GLEON-AF-01-LED-E1-SL4-7050-HSS

**LUMINAIRE CLASSIFICATION SYSTEM LUMEN TABLE AND BUG RATING:**

Zone		Lumens	% Fixture	Zone Rating/Lumen Limit		
				B	U	G
FL	(0°-30°)	370.0	7.3			
FM	(30°-60°)	2109.3	41.7			
FH	(60°-80°)	2203.9	43.6			G2/5000
FVH	(80°-90°)	79.9	1.6			G1/100
BL	(0°-30°)	95.9	1.9	B0/110		
BM	(30°-60°)	159.1	3.1	B0/220		
BH	(60°-80°)	38.4	0.8	B0/110		G0/110
BVH	(80°-90°)	2.6	0.1			G0/10
UL	(90°-100°)	0.0	0.0		U0/0	
UH	(100°-180°)	0.0	0.0		U0/0	

**BUG Rating: B0-U0-G2**

Type IV Short





REPORT NUMBER: P192009

CATALOG NUMBER: GLEON-AF-01-LED-E1-SL4-7050-HSS

**CANDELA DISTRIBUTION (FULL):**

	0°	5°	15°	25°	35°	40°	45°	55°	65°	75°	85°
0°	755.8	755.8	755.8	755.8	755.8	755.8	755.8	755.8	755.8	755.8	755.8
2.5°	829.9	825.4	822.7	819.1	814.6	810.6	809.1	798.0	787.5	773.0	756.4
5°	845.3	843.8	839.0	834.1	828.7	822.7	819.4	806.1	791.1	770.0	741.1
7.5°	846.8	845.0	839.0	832.3	824.8	817.6	811.9	798.6	784.7	763.4	728.1
10°	844.4	842.3	837.7	830.5	821.2	814.3	808.5	795.9	784.1	764.9	725.7
12.5°	841.7	839.6	837.4	833.8	825.7	820.9	816.1	804.0	793.5	777.2	734.5
15°	844.4	843.2	845.6	844.1	839.6	835.3	830.5	819.7	810.0	796.5	750.4
17.5°	855.8	855.8	863.3	864.2	860.0	854.0	847.1	836.2	828.1	816.7	769.4
20°	882.6	881.7	891.3	893.2	882.9	873.6	863.3	850.1	843.8	836.5	788.1
22.5°	928.7	924.5	930.2	928.4	908.2	893.8	881.1	864.9	861.5	858.2	808.8
25°	988.6	986.2	990.1	972.4	936.8	917.2	902.2	883.8	883.8	887.1	832.3
27.5°	1075.6	1066.6	1053.4	1022.0	968.7	943.7	927.5	907.9	913.0	925.4	863.3
30°	1164.8	1154.8	1124.4	1076.2	1007.6	981.4	962.4	941.9	954.0	976.6	904.9
32.5°	1252.7	1241.6	1198.5	1137.7	1063.3	1037.1	1018.7	996.1	1016.3	1054.3	965.7
35°	1337.9	1328.0	1278.3	1206.6	1137.4	1115.7	1098.8	1079.3	1105.2	1158.2	1051.6
37.5°	1433.7	1422.8	1362.3	1284.6	1227.4	1211.8	1199.4	1179.8	1225.0	1302.7	1171.1
40°	1551.4	1533.1	1451.5	1374.1	1331.6	1324.1	1315.6	1312.9	1383.1	1490.6	1330.4
42.5°	1686.3	1656.2	1544.8	1468.3	1446.0	1451.5	1449.3	1461.4	1580.9	1724.3	1524.3
45°	1821.2	1782.4	1648.7	1568.9	1571.9	1590.9	1602.6	1650.8	1828.8	1992.3	1733.0
47.5°	1935.7	1897.4	1748.4	1677.6	1713.7	1751.1	1783.0	1874.2	2083.5	2256.1	1895.3
50°	2033.5	1997.4	1854.1	1797.2	1878.5	1938.7	1990.5	2125.7	2357.6	2456.9	2009.2
52.5°	2113.6	2089.6	1963.7	1934.2	2066.7	2154.9	2230.8	2392.8	2600.3	2620.1	2097.7
55°	2191.6	2174.5	2081.4	2097.1	2287.7	2407.8	2503.9	2676.2	2809.3	2756.3	2182.6
57.5°	2281.4	2265.7	2215.7	2303.7	2578.3	2729.5	2834.3	2927.3	2993.2	2895.4	2262.7
60°	2372.9	2363.9	2365.1	2533.1	2911.9	3057.1	3114.9	3139.0	3173.9	3026.4	2267.2
62.5°	2460.2	2477.4	2535.8	2788.5	3231.4	3342.9	3372.1	3395.9	3354.9	3047.2	2094.7
65°	2608.1	2636.1	2775.5	3130.3	3582.9	3702.1	3732.2	3650.6	3383.5	2778.5	1703.8
67.5°	2680.4	2731.6	2980.3	3448.9	3923.7	4056.2	4045.1	3667.2	3036.3	2118.8	1093.4
69°	2665.3	2719.8	3027.6	3546.4	4037.0	4157.1	4086.4	3464.5	2586.7	1534.9	671.2
70°	2605.7	2660.8	3003.2	3542.8	4051.4	4146.6	4009.9	3214.3	2187.1	1122.3	419.8
72.5°	2176.0	2223.6	2666.2	3202.2	3732.2	3654.8	3354.6	2226.9	1065.7	305.6	94.6
75°	1339.4	1365.9	1913.1	2412.4	2818.9	2620.1	2235.0	1107.9	317.7	86.4	52.4
77.5°	707.7	719.7	1047.3	1421.9	1786.9	1478.6	1145.5	432.1	146.4	54.2	37.9
80°	418.3	427.3	564.0	650.1	773.3	645.9	458.0	265.3	104.8	34.0	33.7
82.5°	239.4	245.1	408.9	361.4	304.7	260.2	228.0	251.4	62.9	22.9	34.9
85°	87.9	89.1	230.1	274.9	181.3	107.8	113.2	208.4	16.9	14.5	27.4
87.5°	41.0	40.1	118.3	168.3	106.0	68.4	88.2	45.8	6.6	9.3	7.5
90°	0.0	0.0	0.0	0.0	0.0	0.0	0.0	0.0	0.0	0.0	0.0



REPORT NUMBER: P192009

CATALOG NUMBER: GLEON-AF-01-LED-E1-SL4-7050-HSS

**CANDELA DISTRIBUTION (continued):**

	90°	95°	105°	115°	125°	135°	145°	155°	165°	175°	180°
0°	755.8	755.8	755.8	755.8	755.8	755.8	755.8	755.8	755.8	755.8	755.8
2.5°	746.8	735.7	715.5	694.7	673.6	657.4	641.4	628.8	624.5	616.7	617.3
5°	723.9	703.4	661.3	618.5	574.0	537.2	502.6	474.6	461.0	447.2	447.2
7.5°	704.0	674.2	608.3	538.7	466.8	406.2	351.7	310.8	288.2	270.1	269.8
10°	696.5	656.2	564.0	464.3	364.1	281.6	216.8	175.3	153.9	140.0	139.4
12.5°	699.8	649.8	530.0	395.7	269.8	181.0	125.6	98.8	89.7	85.5	85.5
15°	709.5	648.0	496.0	328.5	190.6	113.2	83.4	76.2	75.6	75.6	75.6
17.5°	721.2	648.6	461.0	263.2	129.8	81.0	72.0	71.1	71.7	71.7	71.7
20°	733.3	648.9	423.4	202.7	91.5	70.5	67.8	67.5	68.1	68.1	68.4
22.5°	748.0	650.4	385.7	151.5	75.6	66.6	64.4	64.4	64.7	64.7	64.4
25°	764.9	653.5	346.6	112.3	69.0	63.8	62.0	61.7	62.0	61.7	61.4
27.5°	786.0	657.7	302.9	87.9	65.9	61.1	59.6	59.6	59.3	59.0	58.7
30°	812.5	662.5	253.9	74.7	62.9	58.7	57.2	56.9	56.6	56.0	56.0
32.5°	852.8	673.0	205.4	67.8	59.6	55.4	54.2	54.2	53.6	53.0	52.7
35°	914.8	693.8	162.0	63.5	56.0	51.8	50.3	50.3	49.7	49.4	49.1
37.5°	1000.7	725.4	125.9	59.6	52.4	47.9	46.4	46.1	45.5	44.9	44.6
40°	1114.8	764.6	99.1	56.0	48.8	44.0	42.8	42.2	41.0	40.1	40.1
42.5°	1258.1	809.1	80.4	52.1	44.6	40.4	39.4	38.5	36.4	35.5	35.2
45°	1408.1	849.2	68.1	47.6	40.4	36.7	36.1	34.6	31.9	31.0	31.0
47.5°	1516.2	858.5	59.9	43.4	36.4	32.8	32.5	29.8	27.4	26.8	26.5
50°	1583.7	840.2	53.3	39.1	32.8	29.2	28.3	25.0	23.5	22.9	22.6
52.5°	1629.1	807.3	47.9	35.5	29.5	25.9	23.8	21.4	20.2	19.6	19.6
55°	1665.6	761.0	42.5	32.2	26.8	23.2	20.2	18.4	17.2	16.6	16.6
57.5°	1675.8	698.0	37.0	29.5	24.1	20.5	17.2	16.0	14.5	14.2	14.2
60°	1601.4	584.5	32.8	26.2	21.7	17.8	15.1	13.6	12.0	11.7	11.4
62.5°	1405.4	452.3	28.9	23.2	19.0	15.4	12.9	11.1	9.9	9.9	9.9
65°	1072.0	303.2	25.3	20.2	16.6	12.9	11.1	9.0	8.4	8.4	8.7
67.5°	641.7	165.0	21.7	17.2	14.2	10.8	9.3	7.8	7.5	7.8	7.8
69°	376.1	97.0	19.6	15.4	12.3	9.6	8.1	6.9	7.5	7.8	7.8
70°	232.2	65.3	18.1	13.9	11.1	8.7	7.5	6.6	7.2	7.5	7.5
72.5°	64.7	33.7	14.5	10.8	9.0	7.2	6.0	6.0	6.9	7.2	7.2
75°	42.2	25.0	11.1	8.1	6.9	5.7	5.1	5.7	6.6	6.9	6.9
77.5°	34.9	20.5	9.0	6.6	5.7	5.4	4.8	5.1	6.0	6.3	6.3
80°	31.9	14.5	7.2	6.0	5.1	4.8	4.5	4.2	5.4	5.7	5.7
82.5°	30.4	11.4	6.3	5.4	4.8	4.2	3.9	4.2	4.8	5.1	5.4
85°	19.0	7.5	5.7	5.1	4.2	3.9	3.9	3.9	4.5	4.8	4.8
87.5°	6.9	6.0	5.1	4.2	3.6	3.6	3.6	3.6	3.9	4.5	4.5
90°	0.0	0.0	0.0	0.0	0.0	0.0	0.0	0.0	0.0	0.0	0.0

(END OF REPORT)